

Range of designs novo.lign A veneers

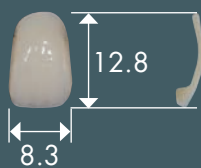
Upper/lower anterior

(scale 1:1, dimensions in mm)

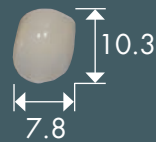
Facet in the cervical and central area is 1 mm thick



C43



A44



I45



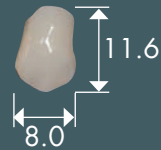
S46



I47



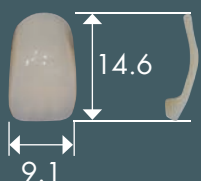
D48



M48



D49



Range of designs novo.lign A veneers

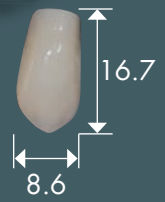
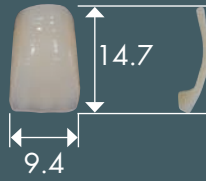
Upper/lower anterior

(scale 1:1, dimensions in mm)


Facette in cervicalem und zentralem Bereich 1 mm stark



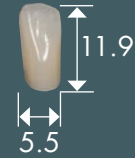

B51



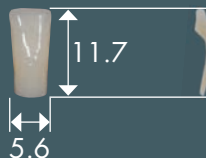
K53




T35



D38



D41



novo.lign A, novo.lign P and combo.lign are available in shades of the classic A-D shade system as well as in the bleached shade BL3.

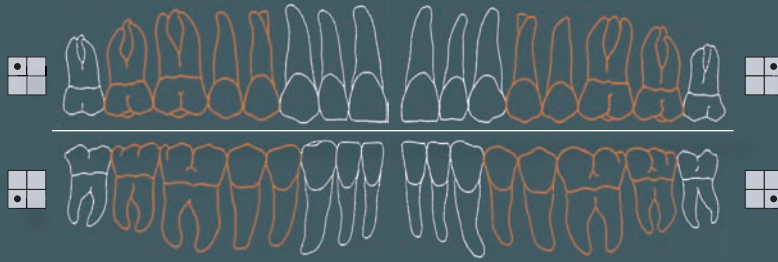
Range of designs novo.lign P veneers Upper/lower posterior

(scale 1:1, dimensions in mm)

Facet in the cervical and central area is 1.2 mm thick



Supply based on quadrant

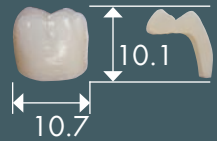
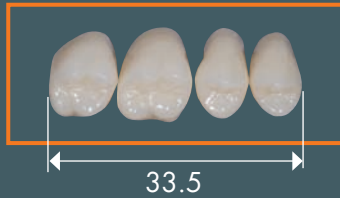


Design - combination table

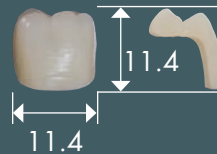
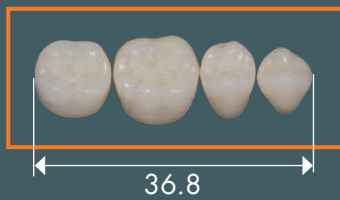
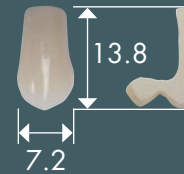
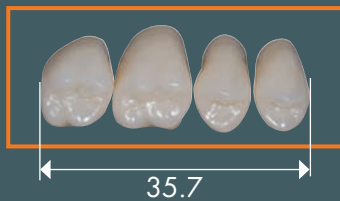
anterior		posterior
Upper	Lower	Upper/Lower
C43	T35	G3/W3
A44	T35	G3/W3
I45	T35	G3/W3
S46	T35/D38	G3/W3
I47	D38	G3/W4
D48	D38	G3/G4/W4
M48	D38	G3/G4/W4
D49	D38/D41	G3/G4/W4
B51	D41	G4/W5
K53	D41	G4/W5

Multifunctional veneers

G3



G4



Range of designs novo.lign P veneers Upper/lower posterior

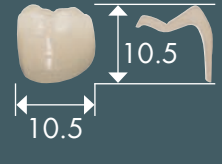
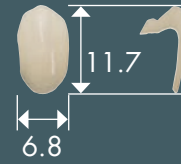
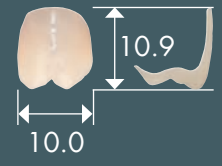
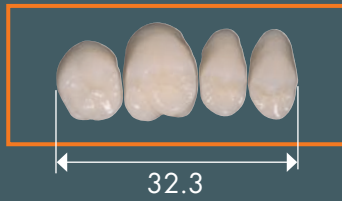
(scale 1:1, dimensions in mm)

Facet in the cervical and central area is 0.8 mm thick

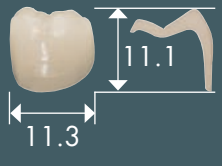
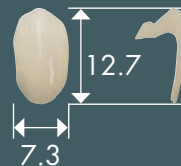
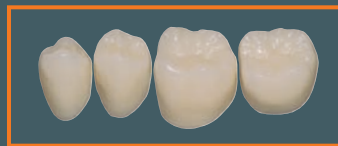
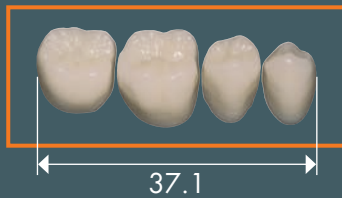
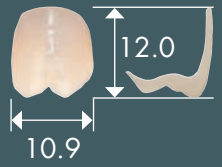
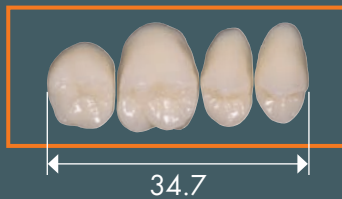


Veneers for crowns and bridges

W3



W4



W5

